



## Presentation in perfection

Point-of-sale  
system solutions



---

# POINT-OF-SALE SYSTEMS BY STAHLWILLE

## AS EFFECTIVE AS THE TOOLS.

**Undivided attention necessary. To make effective sales, you need to attract your customers' undivided attention from the first glance – and keep it. Your customer's interest in the product is the first key element in a fruitful sales discussion. The second is a visually attractive and tactile presentation of the products. The new modular POS system offered by STAHLWILLE fulfils both these requirements – in any sales room, whether large or small.**

STAHLWILLE's POS system stands head-and-shoulders above the many available sales displays. As soon as customers enter the sales room, they will notice the eye-catching high-grade design. From a width of one metre, it presents STAHLWILLE products in a way that makes customers want to pick the tools up immediately. At the same time, it generates numerous openings for effective sales pitches. But the best thing is that, thanks to the well-planned, high-quality modular construction, it can be adapted to fit the available space and is ready for use in the shortest possible time. Just as effective as STAHLWILLE tools themselves.

---

### Contents

#### 1 M MODULES

The basic structure for all systems. Available as basic or individually extendible units. Details from **Page 9**.




#### 2 M MODULES

Discover the additional opportunities offered by two-metre modules. Details from **Page 12**.



#### 3 M MODULES

Full-service brand presentation over three metres. Full details from **Page 14**.



#### CORNER MODULE

The ideal solution for corner constructions. Details from **Page 18**.




#### ROUNDED CORNER MODULE

The attractive solution for corner constructions. More details from **Page 20**.



#### INDIVIDUAL PARTS

From double hooks to single shelves. All details of the POS systems from **Page 22**.



---

## FACTS THAT MAKE THE DIFFERENCE. IDEAS THAT MAKE THE SALE.

When we started developing our new POS system, one aim was identified as the key focus: maximum possible benefit to the trade. The system features numerous sophisticated details that make life easier for the trade – and help to sell more products. Typical for STAHLWILLE.

### FACTS

#### SOPHISTICATED

down to the last detail. Interchangeable magnetic product labels, variable round hole grid and lockable compartments for small parts.

**MODULAR** Tailored to match the individuality of the sales room.

Whether just a 1 m unit or a corner construction – this POS system is perfectly integrated.

The POS system is based on **THREE CORE MODULES.**

**100 PER CENT** quality.

These high-grade presentations do not simply boost the attractiveness of the sales room, they make an active contribution to sales.

**VERSATILE**

thanks to the modular configuration. Suitable for every space.

**70** **ACCESSORIES** for optimising panel layout. From individual hooks and shelves for small parts to panels showing selling points.

**Adaptable appearance**

The angled top sign panels are reliable eye-catchers and can be quickly fitted and replaced thanks to the magnetic mounts.



**Individual labelling**

STAHLWILLE's POS system offers not only a wide range of specially designed label holders, we can also design product labelling individually, on request.

**High-grade presence**

All the basic elements in this POS system are coated in anthracite grey, RAL 7016, to produce an overall style that emphasises the premium qualities of STAHLWILLE's range of products. A further attractive feature is the integrated lighting.

**Extensive range of accessories**

The broad range of accessories available for the system makes it easy to fine-tune it on-site if needed. There are also specially designed holders for ratchets, extensions and many more items.

**High-quality round-holed grid**

The perforated panels for attaching the product hooks are provided with round holes because the key-hole style would detract from the harmonious visual impression.

**Versatile storage space**

Variable shelving and drawers are available to provide presentation in perfection

---

## THE SYSTEM IN USE.



### **Four-metre wall with a rounded corner**

Ample space for tool display and for customers to browse through the various product groups and families offered by STAHLWILLE: the four-metre wall with the rounded corner unit and informative panels for spacious showrooms.



#### **A permanent supply of information**

Product benefits that convert interest into sales – attractively and effectively presented. For all prospects interested in more details, the informative literature is immediately at hand. To take away and read at leisure.

#### **Within reach**

Just reach out – and pick up premium products to feel the quality »live«. Nothing is more convincing than the tactile impression communicated by a well-balanced, high-quality tool.

## THE FUTURE – WITHIN REACH.

THE BEST OF BOTH WORLDS AT THE POINT OF SALE.

Information at the push of a button, direct interaction and a certain playful element: things that customers find attractive about the online world. It is colourful and never static – a source of constant appeal. So why not incorporate that into a POS system? we asked ourselves at STAHLWILLE – and that was just the beginning. STAHLWILLE is continuously working on POS solutions that offer more than just products to touch. More than static information and printed images.


We think you'll be surprised where this journey is taking us. What we can definitely say is that tomorrow's product presentations will be more attention-grabbing and involve more media.



## ASSEMBLY IS REMARKABLY SIMPLE.

THANKS TO THE VIDEO INSTRUCTIONS.

Erecting the POS system is child's play. To ensure everything goes smoothly and without hiccups, there are several clearly explained step-by-step videos available: [www.stahlwille.de/videos/pos-assembly](http://www.stahlwille.de/videos/pos-assembly)






# THE BASIS FOR SUCCESS. THE 1 M BASIC ELEMENT.



Even on its own, the basic element is an attractive point of focus. One metre wide and equipped with a back wall with round holes, it has a sturdy compartment shelf and base. Please note: the modular POS concept means the uprights have to be ordered separately.



**PAIR OF UPRIGHTS 8029A**  
CODE 80 29 10 00

**Numbering assists construction.**  
An overview of all the components is shown starting on P. 22 and on the attached poster.

**Base height 26 cm**

**80 03 10 10 | Basic element 1 m (without uprights), No 8003A, consisting of:**

Code	No	Qty	Description		
80 26 10 03	8026A	5	Back wall with round holes		01
80 25 10 00	8025A	2	Base section		02
80 27 20 00	8027-2A	1	Compartment shelf, 47 cm		03 1

**Note:**

The pair of uprights must be ordered separately. **Code 80 29 10 00 / 8029A**

## ONE METRE – ONE PERFECT PRESENTATION. THE 1 M SYSTEM SOLUTION.



The 26-piece full package. With magnetic, easily changeable top panels for promoting specific product highlights. With integrated lighting to show the tools in the best possible light. The green frame - also made of easily attached magnetic film - provides a background to the STAHLWILLE products, which facilitates quick orientation in the showroom. Simple to set up and designed with STAHLWILLE livery. Simply unmistakable.



With an optional upright  
extension 8024A-1  
for 40 cm greater height

Code 80 24 10 01




















20




Do you need individual heights  
and configurations? STAHLWILLE  
Sales will be pleased to advise  
you.

COMPLETE GRID WALL UNIT

### 1 m system solution with comprehensive configuration options

Code	No	Qty	Description		
80 03 10 10	8003A	1	<b>Basic element</b>		<b>1</b>
80 27 20 00	8027-2A	1	<b>Compartment shelf, 47 cm</b>		<b>03 1</b>
80 27 40 00	8027-4A	1	<b>Pair of brackets for compartment shelf, 47 cm</b>		<b>04 1</b>
80 29 10 00	8029A	1	<b>Pair of uprights</b>		<b>05 2</b>
80 25 10 20	8025-2A	2	<b>Side panel for base, 47 cm</b>		<b>06</b>
80 25 10 10	8025-1A	1	<b>Panel for base, 100 cm</b>		<b>07</b>
80 23 10 12	8023-2A	1	<b>Angle bracket for side wall, 1 pair</b>		<b>08</b>
80 28 00 00	8028A	1	<b>Back wall, closed</b>		<b>09</b>
88 20 11 03	8071/3	1	<b>Product illustration, fine-tooth ratchet, magnetic</b>		<b>10 3</b>
80 28 00 30	8028-3A	1	<b>Base cover panel</b>		<b>11</b>
80 28 00 20	8028-2A	2	<b>Panel supports</b>		<b>12</b>
80 28 00 50	8028-1A	2	<b>Panel end</b>		<b>13</b>
80 28 00 40	8028-4A	1	<b>Cover</b>		<b>14</b>
88 20 11 20	8072	1	<b>Top panel, STAHLWILLE, magnetic</b>		<b>15 1</b>
88 20 11 23	8072/3	2	<b>Top panel, side, magnetic</b>		<b>15 4</b>
80 30 00 00	8300	1	<b>Fitted lamp, length 92.5 cm, 30 watts, 230 volts</b>		<b>16</b>
80 30 00 10	8300-1	2	<b>Lamp holder</b>		<b>17</b>
80 30 00 20	8300-2	1	<b>Mains power lead, 3 m, with earthed plug</b>		<b>18</b>
88 20 11 00	8070	3	<b>Magnetic strip, green</b>		<b>19</b>

## MORE SPACE. MORE POSSIBILITIES. THE 2 M SYSTEM SOLUTION.





























Forty-seven parts to produce one outstanding homogeneous effect: two metres wide, with lighting and additional »Made in Germany« top panel. An added feature: the drawers incorporated in the base section provided ample additional storage space for brochures and other informative literature.




### **Magnetic product-specific panels**

Interchangeable in seconds to highlight a different item.

## 2 m system solution with comprehensive configuration options

Code	No	Qty	Description		
80 03 10 10	8003A	1	<b>Basic element</b>		<b>I</b>
80 26 10 03	8026A	5	<b>Back wall with round holes</b>		<b>01</b>
80 25 10 00	8025A	1	<b>Base section</b>		<b>02</b>
80 27 20 00	8027-2A	3	<b>Compartment shelf, 47 cm</b>		<b>03 1</b>
80 27 40 00	8027-4A	2	<b>Pair of brackets for compartment shelf, 47 cm</b>		<b>04 1</b>
80 24 10 00	8024A	1	<b>Upright</b>		<b>05 1</b>
80 29 10 00	8029A	1	<b>Pair of uprights</b>		<b>05 2</b>
80 25 10 20	8025-2A	2	<b>Side panel for base, 47 cm</b>		<b>06</b>
80 25 10 10	8025-1A	1	<b>Panel for base, 100 cm</b>		<b>07</b>
80 23 10 12	8023-2A	1	<b>Angle bracket for side wall, 1 pair</b>		<b>08</b>
80 28 00 00	8028A	2	<b>Back wall, closed</b>		<b>09</b>
88 20 11 01	8071/1	1	<b>Product illustration, set of sockets, magnetic</b>		<b>10 1</b>
88 20 11 05	8071/5	1	<b>Product illustration, spanner, magnetic</b>		<b>10 5</b>
80 28 00 30	8028-3A	2	<b>Base cover panel</b>		<b>11</b>
80 28 00 20	8028-2A	3	<b>Panel supports</b>		<b>12</b>
80 28 00 50	8028-1A	2	<b>Panel end</b>		<b>13</b>
80 28 00 40	8028-4A	2	<b>Cover</b>		<b>14</b>
88 20 11 20	8072	1	<b>Top panel, STAHLWILLE, magnetic</b>		<b>15 1</b>
88 20 11 21	8072/1	1	<b>Top panel, with Made in Germany lettering, magnetic</b>		<b>15 3</b>
88 20 11 23	8072/3	2	<b>Top panel, side, magnetic</b>		<b>15 4</b>
80 30 00 00	8300	2	<b>Fitted lamp, length 92.5 cm, 30 watts, 230 volts</b>		<b>16</b>
80 30 00 10	8300-1	4	<b>Lamp holder</b>		<b>17</b>
80 30 00 20	8300-2	1	<b>Mains power lead, 3 m, with earthed plug</b>		<b>18</b>
88 20 11 00	8070	3	<b>Magnetic strip, green</b>		<b>19</b>
80 23 10 13	8023-3A	1	<b>Angle bracket</b>		<b>21</b>
80 25 10 30	8025-3A	1	<b>Base section drawer</b>		<b>22</b>

# EVEN MORE SPACE, EVEN MORE EFFECTIVE. THE 3M SYSTEM SOLUTION.
































If you need even more presentation space, this is the solution: sixty-eight parts that add up to a system that leaves almost nothing to be desired. Three magnetic product images ensure the best possible eye-catching appeal. Two drawers that provide plenty of storage space.



### Selling points panel

The ideal complement to this package: the selling points panel is one metre wide and provides plenty of opportunity for advising customers.

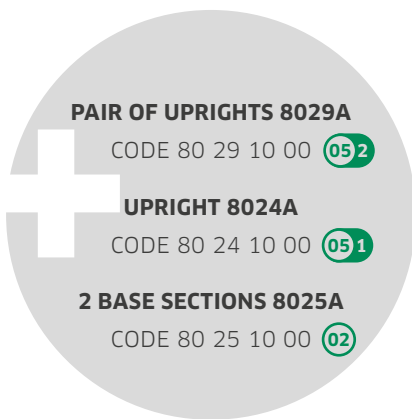
### 3 m system solution with comprehensive configuration options

Code	No	Qty	Description		
80 03 10 10	8003A	1	<b>Basic element</b>		<b>1</b>
80 26 10 03	8026A	10	<b>Back wall with round holes</b>		<b>01</b>
80 25 10 00	8025A	2	<b>Base section</b>		<b>02</b>
80 27 20 00	8027-2A	3	<b>Compartment shelf, 47 cm</b>		<b>03 1</b>
80 27 10 00	8027-1A	2	<b>Compartment shelf, 37 cm</b>		<b>03 2</b>
80 27 40 00	8027-4A	1	<b>Pair of brackets for compartment shelf, 47 cm</b>		<b>04 1</b>
80 27 30 00	8027-3A	2	<b>Pair of brackets for compartment shelf, 37 cm</b>		<b>04 2</b>
80 29 10 00	8029A	2	<b>Pair of uprights</b>		<b>05 1</b>
80 25 10 20	8025-2A	2	<b>Side panel for base, 47 cm</b>		<b>06</b>
80 25 10 10	8025-1A	1	<b>Panel for base, 100 cm</b>		<b>07</b>
80 23 10 12	8023-2A	1	<b>Angle bracket for side wall, 1 pair</b>		<b>08</b>
80 28 00 00	8028A	3	<b>Back wall, closed</b>		<b>09</b>
88 20 11 01	8071/1	1	<b>Product illustration, set of sockets, magnetic</b>		<b>10 1</b>
88 20 11 02	8071/2	1	<b>Product illustration, torque wrench, magnetic</b>		<b>10 2</b>
88 20 11 11	8071/11	1	<b>Product illustration, screwdriver, magnetic</b>		<b>10 6</b>
80 28 00 30	8028-3A	3	<b>Base cover panel</b>		<b>11</b>
80 28 00 20	8028-2A	4	<b>Panel supports</b>		<b>12</b>
80 28 00 50	8028-1A	2	<b>Panel end</b>		<b>13</b>
80 28 00 40	8028-4A	3	<b>Cover</b>		<b>14</b>
88 20 11 20	8072	1	<b>Top panel, STAHLWILLE, magnetic</b>		<b>15 1</b>
88 20 11 22	8072/2	1	<b>Top panel, middle, magnetic</b>		<b>15 2</b>
88 20 11 21	8072/1	1	<b>Top panel, with Made in Germany lettering, magnetic</b>		<b>15 3</b>
88 20 11 23	8072/3	2	<b>Top panel, side, magnetic</b>		<b>15 4</b>
80 30 00 00	8300	3	<b>Fitted lamp, length 92.5 cm, 30 watts, 230 volts</b>		<b>16</b>
80 30 00 10	8300-1	6	<b>Lamp holder</b>		<b>17</b>
80 30 00 20	8300-2	1	<b>Mains power lead, 3 m, with earthed plug</b>		<b>18</b>
88 20 11 00	8070	4	<b>Magnetic strip, green</b>		<b>19</b>
80 23 10 13	8023-3A	2	<b>Angle bracket</b>		<b>21</b>
80 25 10 30	8025-3A	2	<b>Base section drawer</b>		<b>22</b>

# MAKE THE MOST OF THE SPACE. THE CORNER BASIC MODULE.



Do you want to integrate the POS system in the corner or use it to span a corner? No problem with the corner basic module. It provides all the benefits of the basic module but in a 90° format. Here, too, The uprights and two base segments have to be ordered separately.





**PAIR OF UPRIGHTS 8029A**  
CODE 80 29 10 00 **05 2**

**UPRIGHT 8024A**  
CODE 80 24 10 00 **05 1**

**2 BASE SECTIONS 8025A**  
CODE 80 25 10 00 **02**



### 80 04 00 20 | Corner basic module, No 8004A, consisting of:

Code	No	Qty	Description	
Left-hand rear wall for corner basic module	-	5	<b>Back wall with round holes, left</b>	
Right-hand rear wall for corner basic module	-	5	<b>Back wall with round holes, right</b>	
80 25 10 00	8025A	1	<b>Base section</b>	 <b>02</b>
80 04 00 21	8004/2	1	<b>Compartment shelf for corner display unit</b>	 <b>31</b>



# URNS EVERY CORNER INTO A HIGHLIGHT. THE ROUND BASIC MODULE.



The round basic module makes use of the corner space to produce a pleasing and practical display. The gently rounded back wall blends harmoniously into the sales room and guarantees a high-grade eye-catcher for individual corner displays.




**PAIR OF UPRIGHTS 8029A**  
CODE 80 29 10 00 **05 2**

**UPRIGHT 8024A**  
CODE 80 24 10 00 **05 1**

**2 BASE SECTIONS 8025A**  
CODE 80 25 10 00 **02**



## 80 05 00 00 | Round basic module, No 8005A, consisting of:

Code	No	Qty	Description		
80 25 10 00	8025A	1	Base section		<b>02</b>
80 05 00 10	8005	10	Back wall with round holes, rounded		<b>35</b>
80 05 00 20	8005-2A	2	Compartment shelf, rounded		<b>36 1</b>

---

## OPTIMUM PROMOTIONAL EFFECT IN ANY CORNER.

THE 1 M CORNER SYSTEM SOLUTION.


















Make the most of every corner – this is where the 90° corner display unit comes into its own. Like all the other modules in this POS system, it features round-hole attachment points and magnetic elements. First-class appearance in your showroom. Twenty-two parts fitted together in less time than you might think.



---

1 M CORNER SYSTEM SOLUTION

### Corner system solution with comprehensive configuration options

Code	No	Qty	Description		
80 04 00 20	8004A	1	Corner wall, 90°		11
80 25 10 00	8025A	2	Base section		02
80 27 40 00	8027-4A	2	Pair of brackets for compartment shelf, 47 cm		04 1
80 24 10 00	8024A	1	Upright		05 1
80 29 10 00	8029A	1	Pair of uprights		05 2
80 25 10 20	8025-2A	2	Side panel for base, 47 cm		06
80 28 00 20	8028-2A	2	Panel supports		12
80 28 00 50	8028-1A	2	Panel end		13
88 20 11 22	8072/2	1	Top panel, middle, magnetic		15 2
88 20 11 23	8072/3	2	Top panel, side, magnetic		15 4
88 20 11 00	8070	2	Magnetic strip, green		19
80 04 00 21	8004/2A	1	Compartment shelf for corner display unit		31
80 04 00 22	8004/3A	1	Floor panel for corner display unit		32
80 04 00 30	8004/1	1	Panel for corner display unit		33
80 04 00 23	8004/4A	1	Base cover panel for corner display unit		34

---

## PREMIUM-CLASS EYE-CATCHING DISPLAY. THE ROUNDED SYSTEM SOLUTION.






















With two magnetic product illustrations to generate focus and a rounded back wall with matching compartment shelves, the curved back wall enables corners of the showroom to be used effectively in a stylistically pleasing way. This system consists of 32 parts and can be easily combined with the 1 m and 2 m modules.



---

1 M ROUND SYSTEM SOLUTION

### Curved corner system with comprehensive configuration options

Code	No	Qty	Description		
80 05 00 00	8005A	1	<b>Curved back wall</b>		III
80 25 10 00	8025A	2	<b>Base section</b>		02
80 27 40 00	8027-4A	2	<b>Pair of brackets for compartment shelf</b>		04 1
80 24 10 00	8024A	1	<b>Upright</b>		05 1
80 29 10 00	8029A	1	<b>Pair of uprights</b>		05 2
80 25 10 20	8025-2A	2	<b>Side panel for base, 47 cm</b>		06
80 23 10 12	8023-2A	1	<b>Angle bracket for side wall, 1 pair</b>		08
80 28 00 20	8028-2A	2	<b>Panel supports</b>		12
80 28 00 50	8028-1A	2	<b>Panel end</b>		13
88 20 11 22	8072/2	1	<b>Top panel, middle, magnetic</b>		15 2
88 20 11 23	8072/3	2	<b>Top panel, side, magnetic</b>		15 4
88 20 11 00	8070	3	<b>Magnetic strip, green</b>		19
80 23 10 13	8023-3A	1	<b>Angle bracket</b>		21
80 05 00 20	8005-2A	2	<b>Compartment shelf for curved back wall</b>		36 1
80 05 00 50	8005-5A	2	<b>Floor panel for curved back wall</b>		37
80 05 00 40	8005-4A	2	<b>Back wall</b>		38
88 20 11 08	8071/8T	1	<b>Product illustration, fine-tooth ratchet, magnetic</b>		39 3
88 20 11 12	8071/12T	1	<b>Product illustration, screwdriver, magnetic</b>		39 6
80 05 00 30	8005-3A	1	<b>Rounded panel</b>		41
80 05 00 70	8005-7A	2	<b>Base cover panel for curved back wall</b>		42



#### Product-specific panels

Easily interchangeable and quickly fitted thanks to the magnets. You will find all the images in the product overview.

# THE ELEMENTS. THE LIST.



## I Pegboard wall (without uprights)

Code	No	Dimensions	€ g
80 03 10 10	8003A	L 2200 x W 1000 mm	<b>30000</b>



## II Corner display unit

Code	No	Dimensions	€ g
80 04 00 20	8004A	L 2200 x W 800 mm	<b>35500</b>



## III Curved back wall

Code	No	Dimensions	€ g
80 05 00 00	8005A	L 2200 x W 1500 mm	<b>40500</b>



## 01 Back wall with round holes

Code	No	Dimensions	€ g
80 26 10 03	8026A	L 1000 x W 400 mm	<b>4000</b>



## 02 Base section

Code	No	Dimensions	€ g
80 25 10 00	8025A	L 530 x W 300 mm	<b>2720</b>



**03 1** **Compartment shelf 47 cm**

Code	No	Dimensions	ՃՁ g
80 27 20 00	8027-2A	L 1000 x W 470 mm	<b>4000</b>



**03 2** **Compartment shelf 37 cm**

Code	No	Dimensions	ՃՁ g
80 27 10 00	8027-1A	L 1000 x W 370 mm	<b>3750</b>



**04 1** **Pair of brackets for compartment shelf 47 cm**

Code	No	Dimensions	ՃՁ g
80 27 40 00	8027-4A	L 470 x W 70 mm	<b>1090</b>



**04 2** **Pair of brackets for compartment shelf 37 cm**

Code	No	Dimensions	ՃՁ g
80 27 30 00	8027-3A	L 370 x W 70 mm	<b>875</b>



**05 1** **Upright**

Code	No	Dimensions	ՃՁ g
80 24 10 00	8024A	L 2210 x W 60 mm	<b>6670</b>

# THE ELEMENTS. THE LIST.



## 05 2 Pair of uprights

Code	No	Dimensions	⚖️ g
80 29 10 00	8029A	L 2210 x W 60 mm	<b>13340</b>



## 06 Panel for base, side, 47 cm

Code	No	Dimensions	⚖️ g
80 25 10 20	8025-2A	L 470 x W 260 mm	<b>625</b>



## 07 Panel for base 100 cm

Code	No	Dimensions	⚖️ g
80 25 10 10	8025-1A	L 1000 x W 260 mm	<b>2000</b>



## 08 Angle brackets for side wall, 1 pair

Code	No	Dimensions	⚖️ g
80 23 10 12	8023-2A	L 535 x W 297 mm	<b>1506</b>



## 09 Back wall, closed

Code	No	Dimensions	⚖️ g
80 28 00 00	8028A	L 1000 x W 400 mm	<b>2740</b>





**10 1 Product illustration, set of sockets, magnetic**

Code	No	Dimensions	ᄁᄁ g
88 20 11 01	8071/1	L 1000 x W 400 mm	<b>970</b>



**10 2 Product illustration, torque wrench, magnetic**

Code	No	Dimensions	ᄁᄁ g
88 20 11 02	8071/2	L 1000 x W 400 mm	<b>970</b>



**10 3 Product illustration, fine-tooth ratchet, magnetic**

Code	No	Dimensions	ᄁᄁ g
88 20 11 03	8071/3	L 1000 x W 400 mm	<b>970</b>



**10 4 Product illustration, impact range, magnetic**

Code	No	Dimensions	ᄁᄁ g
88 20 11 04	8071/4	L 1000 x W 400 mm	<b>970</b>



**10 5 Product illustration, spanner, magnetic**

Code	No	Dimensions	ᄁᄁ g
88 20 11 05	8071/5	L 1000 x W 400 mm	<b>970</b>

# THE ELEMENTS. THE LIST.



## 10 6 Product illustration, screwdriver, magnetic

Code	No	Dimensions	⚖️ g
88 20 11 11	8071/11	L 1000 x W 400 mm	<b>970</b>



## 11 Base cover panel

Code	No	Dimensions	⚖️ g
80 28 00 30	8028-3A	L 1000 x W 280 mm	<b>3600</b>



## 12 Panel supports

Code	No	Dimensions	⚖️ g
80 28 00 20	8028-2A	L 530 x W 200 mm	<b>1700</b>



## 13 Panel end

Code	No	Dimensions	⚖️ g
80 28 00 50	8028-1A	L 610 x W 200 mm	<b>1288</b>



## 14 Panel 100/20

Code	No	Dimensions	⚖️ g
80 28 00 40	8028-4A	L 1000 x W 200 mm	<b>1550</b>



**15 1 Top panel, right, with STAHLWILLE logo, magnetic**

Code	No	Dimensions	⚖️ g
88 20 11 20	8072	L 1074 x W 200 mm	<b>500</b>




**15 2 Top panel, middle, magnetic**

Code	No	Dimensions	⚖️ g
88 20 11 22	8072/2	L 1000 x W 200 mm	<b>500</b>



**15 3 Top panel, left, with Made in Germany lettering, magnetic**

Code	No	Dimensions	⚖️ g
88 20 11 21	8072/1	L 1074 x W 200 mm	<b>500</b>



**15 4 Top panel, side, magnetic**

Code	No	Dimensions	⚖️ g
88 20 11 23	8072/3	L 610 x W 200 mm	<b>300</b>



**16 Fitted lamp, 30 watts, 230 volts**

Code	No	Dimensions	⚖️ g
80 30 00 00	8300	L 925 x W 85 mm	<b>2458</b>

# THE ELEMENTS. THE LIST.



## 17 Lamp holder

Code	No	Dimensions	⚖️ g
80 30 00 10	8300-1	L 200 x W 65 mm	<b>120</b>



## 18 Mains power lead

Code	No	Dimensions	⚖️ g
80 30 00 20	8300-2	L 3000 mm	<b>350</b>



## 19 Magnetic strip, green

Code	No	Dimensions	⚖️ g
88 20 11 00	8070	L 2000 x W 50 mm	<b>320</b>



## 20 Column extension

Code	No	Dimensions	⚖️ g
80 24 10 01	8024A-1	L 400 x W 60 mm	<b>1850</b>



## 21 Angle bracket

Code	No	Dimensions	⚖️ g
80 23 10 13	8023-3A	L 400 x W 50 mm	<b>700</b>



**22 Base section drawer 100 cm**

Code	No	Dimensions	ᄁᄁ g
80 25 10 30	8025-3A	L 1000 x W 470 mm	<b>9500</b>



**23 Compartment shelf for small components**

Code	No	Dimensions	ᄁᄁ g
88 10 11 11	8043A	L 1000 x W 470 mm	<b>11600</b>



**24 Cover for compartment shelf for small components**

Code	No	Dimensions	ᄁᄁ g
88 10 11 10	8043-2	L 1015 x W 540 mm	<b>9500</b>



**25 Lock for the compartment shelf cover**

Code	No	Dimensions	ᄁᄁ g
88 10 15 10	8043-6	L 70 x W 50 mm	<b>70</b>



**26 Divider**

Code	No	Dimensions	ᄁᄁ g
88 10 01 12	8044	L 442 x W 75 mm	<b>186</b>

# THE ELEMENTS. THE LIST.



**27 Cross-divider**

Code	No	Dimensions	⚖️ g
88 10 01 14	8046	L 83 x W 74 mm	<b>19</b>



**28 Cross-divider**

Code	No	Dimensions	⚖️ g
88 10 01 18	8045	L 168 x W 75 mm	<b>36</b>



**29 Display stand for pliers, cutters & wrenches (supplied without tools)**

Code	No	Dimensions	⚖️ g
82 08 00 01	ST 11	L 500 x W 380 mm	<b>4500</b>



**30 SERVOMAT display stand for sockets (supplied without tools)**

Code	No	Dimensions	⚖️ g
82 13 00 01	ST 97	L 695 x W 280 mm	<b>6380</b>



**31 Compartment shelf for corner display unit**

Code	No	Dimensions	⚖️ g
80 04 00 21	8004/2A	L 665 x W 665 mm	<b>3370</b>



**32 Floor panel for corner display unit**

Code	No	Dimensions	⚖ g
80 04 00 22	8004/3A	L 470 x W 260 mm	<b>620</b>




**33 Panel for corner display unit**

Code	No	Dimensions	⚖ g
80 04 00 30	8004/1	L 200 x W 200 mm	<b>245</b>



**34 Base cover panel for corner display unit**

Code	No	Dimensions	⚖ g
80 04 00 23	8004/4A	L 665 x W 665 mm	<b>3350</b>



**35 Back wall with round holes, rounded**

Code	No	Dimensions	⚖ g
80 05 00 10	8005-1A	L 740 x W 400 mm	<b>3390</b>



**36 1 Compartment shelf 470 mm for curved back wall**

Code	No	Dimensions	⚖ g
80 05 00 20	8005-2A	L 815 x W 470 mm	<b>3180</b>

# THE ELEMENTS. THE LIST.



## 36 2 Compartment shelf for curved back wall

Code	No	Dimensions	⚖️ g
80 05 00 60	8005-6A	L 815 x W 370 mm	<b>2450</b>



## 37 Floor panel for curved back wall

Code	No	Dimensions	⚖️ g
80 05 00 50	8005-5A	L 305 x W 250 mm	<b>648</b>



## 38 Back wall for angle brackets

Code	No	Dimensions	⚖️ g
80 05 00 40	8005-4A	L 690 x W 380 mm	<b>1355</b>



## 39 1 Product illustration, set of sockets, magnetic

Code	No	Dimensions	⚖️ g
88 20 11 06	8071/6T	L 720 x W 390 mm	<b>680</b>



## 39 2 Product illustration, torque wrench, magnetic

Code	No	Dimensions	⚖️ g
88 20 11 07	8071/7T	L 720 x W 390 mm	<b>680</b>





**39 3 Product illustration, fine-tooth ratchet, magnetic**

Code	No	Dimensions	⚖️ g
88 20 11 08	8071/8T	L 720 x W 390 mm	<b>680</b>



**39 4 Product illustration, impact range, magnetic**

Code	No	Dimensions	⚖️ g
88 20 11 09	8071/9T	L 720 x W 390 mm	<b>680</b>



**39 5 Product illustration, spanner, magnetic**

Code	No	Dimensions	⚖️ g
88 20 11 10	8071/10T	L 720 x W 390 mm	<b>680</b>



**39 6 Product illustration, screwdriver, magnetic**

Code	No	Dimensions	⚖️ g
88 20 11 12	8071/12T	L 720 x W 390 mm	<b>680</b>

**SPÜRBAR DURCHDÄCHTER.**  
STAHlwILLE WERKZEUGLÖSUNGEN.

**40 Selling points panel for back wall, magnetic**

Code	No	Dimensions	⚖️ g
88 20 11 13	8071/13T	L 1520 x W 1110 mm	<b>3900</b>

# THE ELEMENTS. THE LIST.



### 41 Rounded panel

Code	No	Dimensions	⚖️ g
80 05 00 30	8005-3A	L 700 x W 200 mm	<b>840</b>



### 42 Base cover panel for curved back wall

Code	No	Dimensions	⚖️ g
80 05 00 70	8005-7A	L 735 x W 490 mm	<b>2480</b>



### 43 Label holder with scan bar, 10 units

Code	No	Dimensions	⚖️ g
88 10 01 24	8065	L 44 x W 40 x T 2 mm	<b>342/10 pc.</b>

..... Do you need individually made labels?  
Ask us, we'll be happy to help!



### 44 Tool hooks, 10 units

Code	No	Dimensions	⚖️ g
88 10 01 25	8066	L 60 x W 3.5 mm	<b>120/10 pc.</b>



### 45 Tool hooks, 10 units

Code	No	Dimensions	⚖️ g
88 10 01 23	8064	L 180 x W 4.8 mm	<b>452/10 pc.</b>



Do you need individual heights and configurations? STAHLWILLE Sales will be pleased to advise you.



**46 Double tool hooks, 10 units**

Code	No	Dimensions	⚖ g
88 10 01 22	8063	L 115 x W 4.8 mm LW8	<b>500/10 pc.</b>



**47 Double tool hooks, 10 units**

Code	No	Dimensions	⚖ g
88 10 01 21	8062	L 180 x W 4.8 mm LW8	<b>776/10 pc.</b>



**48 Double tool hooks, 10 units**

Code	No	Dimensions	⚖ g
88 10 01 19	8060	L 180 x W 4.8 mm LW12	<b>720/10 pc.</b>



**49 Double tool hooks, 10 units**

Code	No	Dimensions	⚖ g
88 10 01 20	8061	L 180 x W 4.8 mm LW18	<b>776/10 pc.</b>



**50 Pliers & cutters hook**

Code	No	Dimensions	⚖ g
88 10 01 26	8022N	L 160 x W 80 mm	<b>108</b>

